
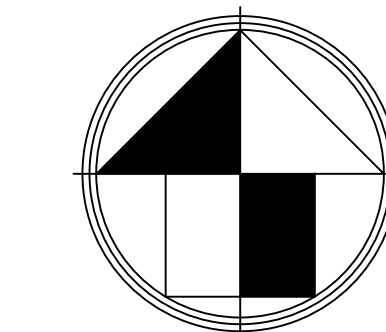


1. THE INTENT OF EROSION CONTROL MEASURES INDICATED GRAPHICALLY ON PLANS IS TO PROVIDE A BARRIER TO CONTAIN SILT AND SEDIMENT ON THE PROJECT SITE. THIS REPRESENTATION IS PROVIDED FOR THE CONVENIENCE OF THE CONTRACTOR. THE TEST OF EROSION CONTROL EFFECTIVENESS IS NOT TO BE DETERMINED BY ADHERENCE TO THE REPRESENT SET FORTH ON THE DRAWINGS AND SPECIFICATIONS, BUT BY MEETING THE REGULATIONS SET FORTH BY THE AUTHORITY HAVING JURISDICTION OVER WATER QUALITY CONTROL AND OTHER SEDIMENTATION RESTRICTION REQUIREMENTS IN THE REGION.
2. APPROVED EROSION AND SEDIMENT CONTROL MEASURES SHALL BE INSTALLED PRIOR TO ANY CLEARING GRADING, EXCAVATION, FILLING, OR OTHER LAND DISTURBANCE ACTIVITIES, EXCEPT THOSE OPERATIONS NEEDED TO INSTALL SUCH MEASURES.
3. INSPECTION OF ALL EROSION CONTROL MEASURES SHALL BE CONDUCTED WEEKLY, OR AFTER EACH RAINFALL EVENT, REPAIR, AND/OR REPLACEMENT OF SUCH MEASURES SHALL BE MADE PROMPTLY, AS NEEDED.
4. KEEP DUST WITHIN TOLERABLE LIMITS BY SPRINKLING OR OTHER ACCEPTABLE MEANS.
5. ADDITIONAL EROSION AND SEDIMENT CONTROL MEASURES MAY BE REQUIRED IF DEEMED NECESSARY BY ONSITE INSPECTION.
6. FAILURE TO PROPERLY INSTALL AND MAINTAIN EROSION CONTROL PRACTICES SHALL RESULT IN CONSTRUCTION BEING HALTED.
7. DRAINAGE INLETS SHALL BE PROTECTED BY FILTER AND GRADED ROCK AS PER INLET PROTECTION DETAIL.
8. ANY ACCESS ROUTES TO SITE SHALL BE BASED WITH CRUSHED STONE, WHERE PRACTICAL.
9. EROSION CONTROL MEASURES ARE TO BE MAINTAINED UNTIL PERMANENT GROUND COVER IS ESTABLISHED.
10. WHENEVER FEASIBLE, NATURAL VEGETATION SHALL BE RETAINED AND PROTECTED.
11. ALL WORK IS TO BE IN COMPLIANCE WITH THE RULES AND REGULATIONS SET FORTH BY THE STATE OF FLORIDA, DEPARTMENT OF ENVIRONMENTAL PROTECTION AND THE CITY OF DELRAY BEACH.
12. DISCHARGE FROM DEWATERING OPERATIONS SHALL BE RETAINED ONSITE IN A CONTAINMENT AREA.

LEGEND



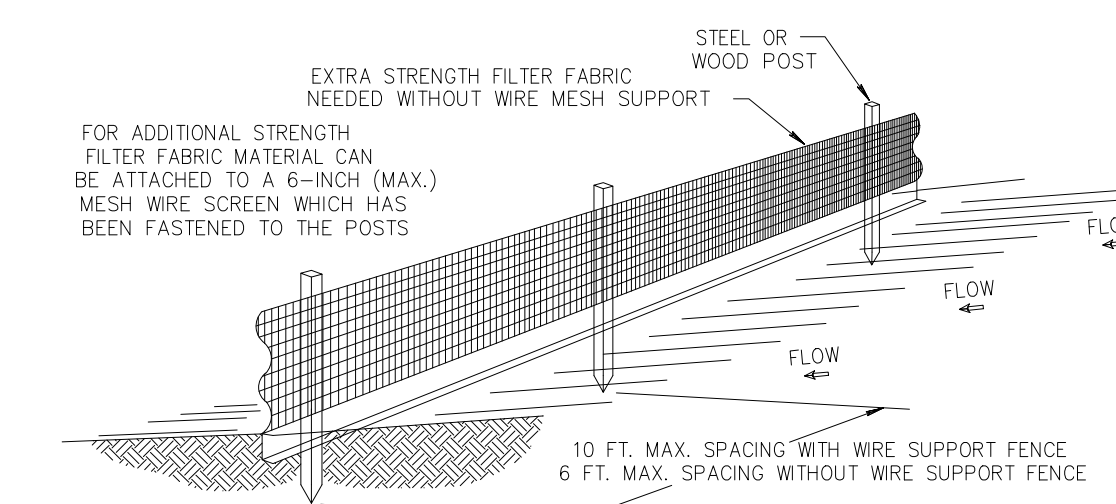
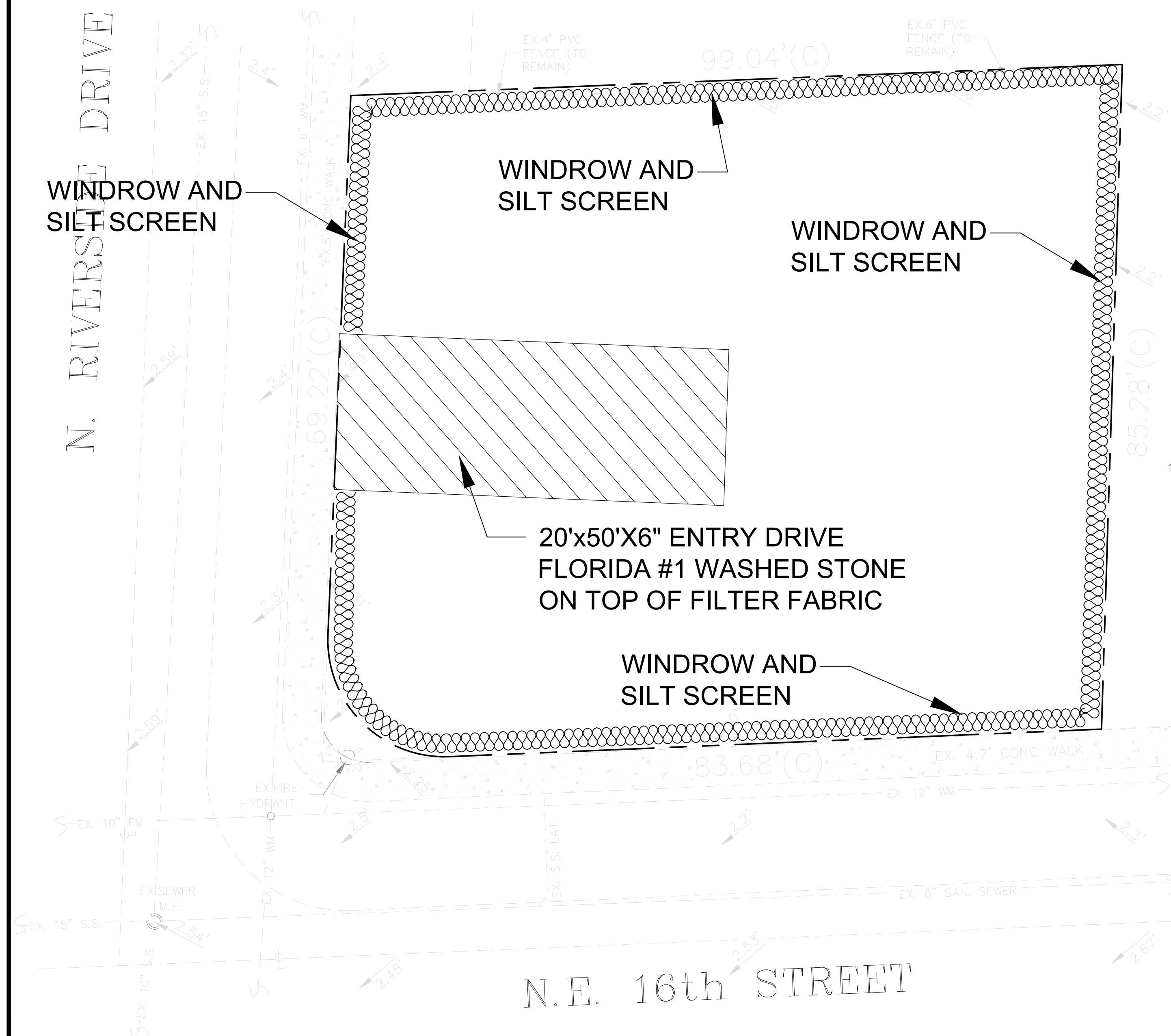
DENOTES WINDROW AND SILT SCREEN
ALONG PROPERTY LINE DURING
CONSTRUCTION OF GRADING AND DRAINAGE



0 10' 20'

GRAPHIC SCALE

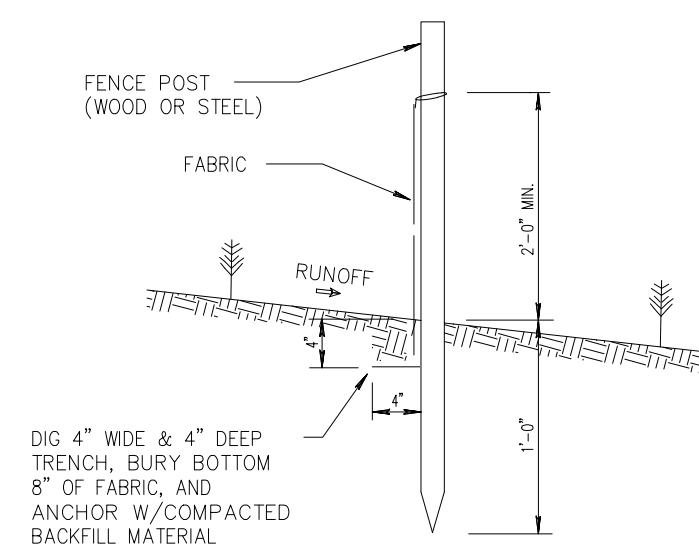
EROSION CONTROL NOTES DETAIL D9.1



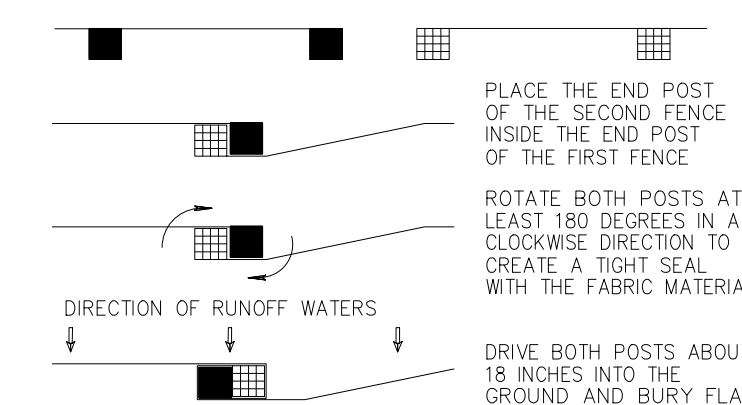
NOTES:

1. THE HEIGHT OF A FENCE SHALL NOT EXCEED 36 INCHES (90 CM).
2. THE FILTER FABRIC SHALL BE PURCHASED IN A CONTINUOUS ROLL CUT TO THE LENGTH OF THE BARRIER TO AVOID THE USE OF JOINTS.
3. POSTS SHALL BE SPACED A MAXIMUM OF 10 FEET (3 M) APART AT THE BARRIER LOCATION AND DRIVEN SECURELY INTO THE GROUND A MINIMUM OF 12 INCHES (30 CM), WHEN EXTRA STRENGTH FABRIC IS USED WITHOUT THE WIRE SUPPORT FENCE, POST SPACING SHALL NOT EXCEED 12 FEET (4 M).
4. A TRENCH SHALL BE EXCAVATED APPROXIMATELY 4 INCHES (10 CM) WIDE AND 4 INCHES (10 CM) DEEP ALONG THE LINE OF POSTS AND UPSLOPE FROM THE BARRIER.
5. WHEN STANDARD STRENGTH FILTER FABRIC IS USED, A WIRE MESH SUPPORT FENCE SHALL BE FASTENED SECURELY TO THE UPSLOPE SIDE OF THE POSTS USING HEAVY DUTY WIRE. AT LEAST 1 INCH (2.5 CM) OF THE WIRE SHALL BE EXPOSED TO THE TRENCH A MINIMUM OF 2 INCHES (5 CM) AND SHALL NOT EXTEND MORE THAN 36 INCHES (90 CM) ABOVE THE ORIGINAL GROUND SURFACE.
6. THE STANDARD STRENGTH FILTER FABRIC SHALL BE STAPLED OR WIRED TO THE FENCE, AND 8 INCHES (20 CM) OF THE FABRIC SHALL BE EXTENDED INTO THE TRENCH. THE FABRIC SHALL NOT EXTEND MORE THAN 36 INCHES (90 CM) ABOVE THE ORIGINAL GROUND SURFACE.
7. THE TRENCH SHALL BE BACKFILLED AND THE SOIL COMPACTED OVER THE FILTER FABRIC.
8. ALL PROJECTS REQUIRE SUBMITTAL OF POLLUTION PREVENTION PLAN (PPP).
9. ALL PROJECTS 1 AC. OR MORE MUST SUBMIT NOTICE OF INTENT (NOI) TO DFE.

SILT FENCE INSTALLATION DETAIL D 9.1a
Sheet 1 of 2



SILT FENCE SECTION
NOT TO SCALE



ATTACHING TWO SILT FENCES
NOT TO SCALE

SILT FENCE INSTALLATION DETAIL D 9.1b
Sheet 2 of 2

REVISIONS

1. _____

2. _____

3. _____

4. _____

5. _____

6. _____

7. _____

8. _____

CLIENT:

**D & P
DESIGN AND CONSTRUCTION
10704 NW 21ST PLACE,
CORAL SPRINGS, FLORIDA 33071**

PROJECT: **NEW RESIDENCE**

1602 N. RIVERSIDE DR. FLO
POMPANO BEACH

TASK:

CONSTRUCTION DETAILS



FLORIDA REGISTRATION NO. 36230
2699 Stirling Road, Suite C-202 Fax: (954) 986-6655
Fort Lauderdale, Florida 33312 Phone: (954) 986-9888

DATE: 10/14/24	SCALE: 1"=10'
DESIGNED BY: G.G.B.	DRAWN BY: J.A.

PROJECT NO.	24-0311
-------------	---------

SHEET
C-006.5

